



Kentucky High School Athletic Association

2280 Executive Drive ° Lexington, KY 40505 ° www.khsaa.org ° (859)299-5472 (859)293-5999 (fax)

To: Superintendent, Principal, and Athletic Director

From: Brigid L. DeVries, Commissioner
Larry Boucher, Assistant Commissioner *LB*


Date: June 20, 2003

Subject: 2002-2003 Annual Report Forms Submission

School: Graves County High School

Enclosed please find a copy of Form T-65, The 2002-2003 Annual Report Forms Checklist. In addition, you may find an attachment with corrected copies of the forms submitted by your school personnel. Please review this information so the forms can be completed accurately in the future. Also, KHSAA Audit Staff may have requested a re-submission of some of the 2002-2003 Annual Report Forms or need additional information on your athletic programs. Please submit this information by the date requested if this is applicable. Copies and all KHSAA Title IX documents must be kept current and included in your permanent Title IX File at the school. All documents are subject to Open Records Requests.

Should you need any further information, please do not hesitate to call anytime.



MEMORANDUM

TO: KHSAA Member School Superintendents, Principals, and Athletic Directors

FROM: Brigid L. DeVries, Commissioner
Larry Boucher, Executive Assistant Commissioner *LB*

DATE: May 27, 2003

RE: 2003 Title IX Forms Submission

School	Graves County High School	Reviewed by	Phyllis Catlett
--------	---------------------------	-------------	-----------------

The following is a status report regarding the required 2002 - 2003 Title IX submission of forms due in to the KHSAA office by April 15, 2003. Appropriate audit personnel have reviewed these forms and the following is a summary of this review.

I. Checklist of Forms properly submitted in a satisfactory manner:

✓	GE 19 (Annual Verification)	✓	T-35 (Budget Expenses)
✓	T-1 (Summary Program Chart 1)	✓	T-36 (Budget Expenses)
✓	T-2 (Summary Program Chart 2)	✓	T-41 (Checklist - Overall Interscholastic Program)
✓	T-3 (Summary Program Chart 3)	✓	T-60 (Corrective Action Plan)
✓	T-4 (Summary Program Chart 4)	✓	T-63 (Interscholastic Survey Results)

II. Status

A.	✓	2002 - 2003 Forms are satisfactory and no further information or action is necessary at this time.
B.		Errors have been noted with respect to the following forms and corrected copies are being returned to you for placement in your Title IX file to ensure proper submission in the future.
C.		The following forms were omitted and must be submitted by school representatives.
D.	✓	Other Recommendation and Comments: <ul style="list-style-type: none"> In the future, when submitting the survey, the number of students interested in all sports should be placed on the survey, not just in sports not offered. It is also recommended that students in grades 8-11 be surveyed. According to the 2003-2004 girls' basketball schedule that was submitted, only 30% of the games will be played in "prime time" Improvements to the softball field will be monitored by the KHSAA. Thanks for all of your hard work and have a nice summer.



MEMORANDUM

To: KHSAA Member School Superintendents, Principals, and Athletic Directors
 From: Brigid L. DeVries, Commissioner
 Larry Boucher, Assistant Commissioner

Date: May 27, 2003

Re: 2003 Title IX Forms Submission

School	<u>Graves Co. High</u>	Reviewed by	<u>Phyllis Catlett</u>
--------	------------------------	-------------	------------------------

The following is a status report regarding the required 2002-2003 Title IX submission of forms which were due in to the KHSAA office by April 15, 2003. Appropriate audit personnel have reviewed these forms and the following is a summary of this review.



I. Checklist of Forms properly submitted in a satisfactory manner:

<input checked="" type="checkbox"/>	GE 19 (Annual Verification)	<input checked="" type="checkbox"/>	T-35 (Budget Expenses)
<input checked="" type="checkbox"/>	T-1 (Summary Program Chart 1)	<input checked="" type="checkbox"/>	T-36 (Budget Expenses)
<input checked="" type="checkbox"/>	T-2 (Summary Program Chart 2)	<input checked="" type="checkbox"/>	T-41 (Checklist - Overall Interscholastic Program)
<input checked="" type="checkbox"/>	T-3 (Summary Program Chart 3)	<input checked="" type="checkbox"/>	T-60 (Corrective Action Plan)
<input checked="" type="checkbox"/>	T-4 (Summary Program Chart 4)	<input checked="" type="checkbox"/>	T-63 (Interscholastic Survey Results)

II. Status

A.	<input checked="" type="checkbox"/>	2002-2003 Forms are satisfactory and no further information or action is necessary at this time.
B.		Errors have been noted with respect to the following forms and corrected copies are being returned to you for placement in your Title IX file to ensure proper submission in the future.
C.		The following forms were omitted and must be submitted by school representatives.
D.		Other Recommendation and Comments: <i>In the future, when submitting the survey the number of students interested in all sports should be placed on the survey, not just in sports not offered. This also suggest that students in grades 8-11 be surveyed. According to 2002-2003 survey bracketed schedule that was submitted only 30% of the games will be played in prime time. Improvements to the softball field will be announced by KHSAA.</i>

Thank for all your hard work. Have a great summer.





APR 16 2003

KENTUCKY HIGH SCHOOL ATHLETIC ASSOCIATION

TITLE IX

MEMBER SCHOOLS 2002-2003 ANNUAL REPORT FORMS

Submit to KHSAA
By April 15, 2003





**2002-2003 KENTUCKY HIGH SCHOOL ATHLETIC ASSOCIATION
ANNUAL VERIFICATION OF TITLE IX PROCEDURES**

(To be submitted by April 15, 2003 along with other required forms)

The Graves County High School, Mayfield, Kentucky
(Name of High School) (City)

certifies to the Kentucky High School Athletic Association that the following is an accurate and true representation of the facts surrounding compliance with 20 U.S.C. Sections 1681-1688, et. Seq. (also known as Title IX)

I certify the following provisions in accordance with records at the school contained in the permanent Title IX file, and to the best of my knowledge have completed the following tasks. (All boxes must be checked)

Established a gender equity committee at the high school. (list committee personnel and provide attachment if necessary)

Name	Address	Phone	Title
David Leonard	415 Pittman Rd, Boaz, Ky 42027	856-3774	Bd of Education Chairman
Don Jones	1545 Bellemeade, Mayfield, Ky 42066	247-5342	Athletic Director
Terry Yates	PO Box 5209, Mayfield, Ky 42066	247-1448	Guidance Counselor
Barbara Merrick	5891 State Rt 131, Hickory, Ky 42051	658-3190	Teacher/Parent
Mary Beth Clark	2556 Wingo Road, Wingo, Ky 42088	376-2144	Parent
Melissa Bridges	1550 State Rt 131, Mayfield, Ky 42066	247-0231	Student/Athlete
Jay Cash	PO Box 9, Fancy Farm, Ky 42039	623-8466	Student Council President

Scheduled a minimum of three meetings during the 2002-2003 school year on the following dates:
February 20, 2003
March 19, 2003
April 14, 2003

Designated the following person(s) as the Title IX coordinator for the school/district:

Don Jones	Athletic Director	1545 Bellemeade, Mayfield, Ky 42066	(270) 247-5342
Name	Title	Address	Phone

School personnel are continuing to make periodic reviews of the boys and girls athletics program reflected in the Corrective Action Plan.

In addition to the above information, the above referenced school maintains a complete permanent file relative to Title IX records including copies of the self-assessment audit, all corrective action plans, and other related materials.

Beata G. Guster
Principal's Signature

4/14/ 2003
Date

Brady Link
Superintendent Signature

David Leonard
School Board Chairpersons' Signature

(Send original copy to KHSAA - Maintain duplicate in Title IX school folder)

2002-2003
ACCOMMODATION OF INTERESTS AND ABILITIES
SUMMARY PROGRAM CHART 1

KHSAA
 Form T1
 Rev. 9/02

Participation Opportunities Test One

		(Column 1)	(Column 2)	(Column 3)	(Column 4)
	Program	Enrollment	Percentage of Total Enrollment	Number of Interscholastic Participants (double and triple count)	Percentage of Total Participation
Row 1	GIRLS	565	46.3	201	42.4
Row 2	BOYS	655	53.7	273	57.6
Row 3	Totals	1220	100%	474	100%

Instructions:

*Number of 8th grade students & below used in Column 4 calculations if applicable: 45

- Determine the total number of girls enrolled, (place in Row 1, Column 1). Determine the total number of boys enrolled, (place in Row 2, Column 1).
- Add the total number of girls and boys enrolled to determine total enrollment, (place in Row 3, Column 1).
- Calculate the percentage of total enrollment that is female. (Divide Row 1, Column 1 by row 3, Column 1 and place in Row 1, Column 2.) Calculate the percentage of total enrollment that is male. (Divide Row 2, Column 1 by Row 3, Column 1 and place in Row 2, Column 2.) Note: Row 1, Column 2 plus Row 2, Column 2 should total 100%.
- Ask the head coaches to review the most updated eligibility or squad lists for their teams. Ask coaches to confirm the names of those individuals who are on the team as of the first **date of competition**, and cross out the names of those who were cut from the team or quit the team prior to the first competitive event. Determine the total number of interscholastic athletics participants that are girls, (and place in Row 1, Column 3). In order to determine the total number of athletics participants, an individual should be counted each time he or she participates on a team. For example, if Jane Doe competes on the varsity volleyball team, the junior varsity volleyball team, the junior varsity basketball team, and the varsity softball team, she should be counted as four participants (**do not include club or intramural sports participants, cheerleaders, dance teams, or pom squads**). Calculate the same way for boys and girls. * In addition, should 8th grade students and below play on a Freshman, Junior Varsity, or Varsity team, they should also be counted for each team and sport on which they participate. If applicable, please asterisk the above notation as to how many 8th grade students & below are included in the totals. Using the same procedure, determine the total number of interscholastic athletic participants that are boys, (and place in Row 2, Column 3). Add Row 1, Column 3 plus Row 2, Column 3 to get total participants and place in Row 3, Column 3.
- Calculate the percentage of female participation. (Row 1, Column 3 divided by Row 3, Column 3 and place in Row 1, Column 4.) Calculate the percentage of male participation. (Row 2, Column 3 divided by Row 3, Column 3 and place in Row 2, Column 4.) Note: Row 1, Column 4 plus Row 2, Column 4 should total 100%.

Note: While being within three percent is not a formal compliance standard; if the percent listed in Row 1, Column 4 is within 3% of Row 1, Column 2, then it provides a good target within which compliance is likely.

Principal's Signature: *R. [Signature]* Date: 4/14/03

2002-2003
ACCOMMODATION OF INTERESTS AND ABILITIES
SUMMARY PROGRAM CHART 2

KHSAA
 Form T2
 Rev. 9/02

Participation Opportunities Test Two

			Column 1	Column 2	Column 3	Column 4	Column 5
Program			Number of Teams Currently Offered	Number of Participants	Number of Teams Added in Last Five Years	Number of Participants Added in Last Five Years	Percent of Total Participation By Sex Added in Last 5 Years
GIRLS	Row 1	varsity:	8	110	1	18	
	Row 2	j.v.:	5	80	1	17	
	Row 3	frosh:	1	11	0	0	
	Row 4	total:	14	201	2	35	17.4
BOYS	Row 5	varsity:	8	150	0	0	
	Row 6	j.v.:	5	89	0	0	
	Row 7	frosh:	2	34	0	0	
	Row 8	total:	15	273	0	0	0

- 1) For Column 1, list the number of interscholastic teams offered for girls and boys at each competitive level (varsity, junior varsity, and freshman). For girls, total each of the entries in Rows 1, 2, and 3 into Row 4. For boys, total Rows 5, 6, and 7 into Row 8.
- 2) For Column 2, list the number of participants at each level. For girls, total each of the entries in Rows 1, 2, and 3 into Row 4. For boys, total Rows 5, 6, and 7 into Row 8. **Note:** The totals in Row 4 for girls and in Row 8 for boys must be the same as the totals in Form T-1, Column 3, Rows 1 and 2 respectively.
- 3) For Column 3, list the number of interscholastic teams that have been added in the last five years at each competitive level. Count each team added during the 5 year period only one time. e.g. Girl's junior varsity soccer was added 3 years ago, count the team only once, not 3 times. For girls, total the entries in Rows 1, 2, and 3 into Row 4. For boys, total Rows 5, 6, and 7 into Row 8.
- 4) For Column 4, list the number of participants that are currently on each level of the teams that were added in the last five years. If a team was added previously but no longer exists, there are no current participants to be added for that team. For girls, total the entries in Rows 1, 2, and 3 into Row 4. For boys, total Rows 5, 6, and 7 into Row 8.
- 5) For Column 5, calculate the percentage of participants that have been added in the last five years. For girls, take the number in Column 4, Row 4 and divide by the number in Column 2, Row 4. For boys, take the number in Column 4, Row 8 and divide it by the number in Column 2, Row 8.

Note: If the percentage of current participants added in the last five years is 25% or greater, compliance with test two may be possible. If less than 25%, then compliance with test three should be analyzed. **CAUTION:** 25% is not a formal compliance standard.

Principal's Signature:  Date: 4/14/03

2002-2003
ACCOMMODATION OF INTERESTS AND ABILITIES
SUMMARY PROGRAM CHART 3

Participation Opportunities Test Three

For any question answered "YES" identify the respective sport(s).

	GIRLS (Yes / No)		BOYS (Yes / No)
1. For a sport not currently played at the interscholastic level (varsity, junior varsity, or freshman) in your school, is there an intramural team offered for that sport?	No		No
2. For a sport <u>not</u> currently offered in your interscholastic athletics program, is there sufficient interest to form a viable interscholastic team based on participation on an intramural team or community recreation teams?	No		No
3. For a sport <u>not</u> currently offered, is there sufficient interest to form a viable interscholastic team based on student responses from the interscholastic survey?	No		*Yes
4. For a sport currently offered at the varsity level only, is there sufficient interest to form a viable team for a junior varsity, or freshman team that is not currently offered?	No		No
5. For a sport currently offered at the junior varsity or freshman level is there sufficient interest to form a varsity team not currently offered?	NA		NA
6. If you answered YES to question (1), (2), (3), (4), or (5), are there enough high schools in your geographic area offering the sport (at the appropriate level) to allow for the development of a reasonable schedule of competition?	No		No

Principal's Signature: *Shirley B. Smith* Date: 4/14/03

*Sufficient interest shown for boys wrestling. Beginning a wrestling program for boys would create further imbalance between gender sports. Insufficient number of schools in area to fill schedule without extensive travel/additional expense.

2002-2003
ACCOMMODATION OF INTERESTS AND ABILITIES+
SUMMARY PROGRAM CHART 4

Levels of Competition Test One

		Column 1	Column 2	Column 3
Girls	Team Levels	Number of Teams Currently Offered	Number of Participants	Percentage of Participants at Each Level
Row 1	varsity:	8	110	54.7
Row 2	j.v.:	5	80	39.8
Row 3	frosh:	1	11	5.5
Row 4	total:		201	100%
Boys				
Row 5	varsity:	8	150	54.9
Row 6	j.v.:	5	89	32.6
Row 7	frosh:	2	34	12.5
Row 8	total:		273	100%

- 1) Column 1, list the number of interscholastic teams offered for girls and boys at each competitive level; varsity, junior varsity, and freshman. (Refer to Form T-2, Accommodation of Interests and Abilities, Summary Program Chart 2, Column 1.)
- 2) For Column 2, list the number of participants at each level. For girls, total the entries in Rows 1, 2, and 3 into Row 4. For boys, total the entries in Rows 5, 6, and 7 into Row 8. (Refer to Form T-2, Accommodation of Interests and Abilities, Summary Program Chart 2, Column 2.)
- 3) For Column 3, calculate the percentage of female and male participants at each level.
For girls' varsity, junior varsity, and frosh, respectively:
 - Divide Column 2, Row 1 by Column 2, Row 4, and place the percentage in Column 3, Row 1.
 - Divide Column 2, Row 2 by Column 2, Row 4, and place the percentage in Column 3, Row 2.
 - Divide Column 2, Row 3 by Column 2, Row 4, and place the percentage in Column 3, Row 3.
 -
 For boys' varsity, junior varsity, and frosh, respectively:
 - Divide Column 2, Row 5 by Column 2, Row 8, and place the percentage in Column 3, Row 5.
 - Divide Column 2, Row 6 by Column 2, Row 8, and place the percentage in Column 3, Row 6.
 - Divide Column 2, Row 7 by Column 2, Row 8, and place the percentage in Column 3, Row 7.

Principal's Signature: *Sandra S. Benshoof* **Date:** 4/14/03

**2002-2003
BUDGETED AND ACTUAL EXPENDITURES - PROGRAM COMPARISON CHART
TO INCLUDE BOOSTER CLUB FUNDING**

	equipment and supplies		travel		awards		coaches' salaries (to include supplemental and extended employment)	facilities improvements		publications (if sport-specific)	
	B	E	B	E	B	E		B	E	B	E
G basketball	10500.00	11526.59	1200.00	11405.98	1000.00	1683.57	25763.00				1250.0
B basketball **	10500.00	16083.08	1200.00	12835.44	1000.00	1426.29	25763.00				1250.0
G softball	4500.00	3130.83	800.00	999.03	200.00	161.59	4761.00		3035.30		
B baseball **	4500.00	6440.70	1000.00	1043.59	200.00	377.10	4761.00				
G cross country	1500.00	2117.83	500.00	866.56	150.00	301.50	1960.00				
B cross country	1500.00	2117.83	500.00	866.56	150.00	301.50	1960.00				
G golf	500.00	439.81	100.00	57.63	100.00	66.16	1231.00				
B golf	500.00	439.81	100.00	57.63	100.00	66.16	1231.00				
G soccer	2500.00	2516.63	200.00	658.63	200.00	275.00	4943.00				
B soccer	2500.00	3027.09	200.00	1211.32	200.00	210.50	4943.00				
G swimming											
B swimming											

- Budget and expenditures on this 2002-2003 year report due by April 15, 2003, should reflect the total monies budgeted and spent for the entire year 2001-2002 ending June 30, 2002.
- "B" is for budgeted dollar amounts and "E" is for actual dollar expenditures. ** Difference in equipment expenditures reflect purchase of uniforms.
- Booster Club Funding/Contributions must be included in the expenditures total.

Principal's Signature: _____

Sharon Berkeley

Date: _____

4/14/03


**2002-2003
BUDGETED AND ACTUAL EXPENDITURES - PROGRAM COMPARISON CHART 2
TO INCLUDE BOOSTER CLUB FUNDING**

KHS
Form
REV. 11

Teams	equipment and supplies		travel		awards		coaches' salaries (to include supplemental and extended employment)		facilities improvements		publications (if sport-specific)	
	B	E	B	E	B	E	B	E	B	E	B	E
G track	2000.00	1637.87	400.00	245.76	200.00	284.20	1681.00					
B track	2000.00	2267.98	400.00	245.76	200.00	357.50	1681.00					
G tennis	500.00	162.26	200.00	147.90	200.00	334.67	980.00		20000.00	***		
B tennis	500.00	236.77	200.00	147.90	200.00	381.17	980.00		20000.00	***		
G volleyball	**	4240.54	800.00	882.05	200.00	208.83	4943.00			706.12		
B wrestling												
G (list sport)												
B (football)	30000.00	35470.66	3200.00	10157.31	1500.00	1755.00	40241.00				1200.00	
G (list sport)												
B (list sport)												

- Budget and expenditures on this 2002-2003 year report due by April 15, 2003, should reflect the total monies budgeted and spent for the entire year 2001-2002 ending June 30, 2002.
- "B" is for budgeted dollar amounts and "E" is for actual dollar expenditures.
- Booster Club Funding/Contributions must be included in the expenditures total.

** Initial cost of equipment/supplies paid by Board of Education
*** Enlargement/improvements to tennis facility were not completed time of report

Principal's Signature:  Date: 4/14/03

2002-2003 KHSAA TITLE IX ATHLETICS AUDIT

KHSAA
Form T41
Rev. 9/02

Checklist - Overall Interscholastic Athletics Program

Areas of Compliance	ADVANTAGE TO (Respond based on Internal Evaluation by checking the appropriate column.)		
	GIRLS' PROGRAM	BOYS' PROGRAM	NEITHER PROGRAM
OPPORTUNITIES			
Accommodation of Interest and Abilities			X
BENEFITS			
Equipment and Supplies			X
Scheduling of Games and Practice Time			X
Travel and Per Diem Allowances			X
Coaching			X
Locker Rooms, Practice and Competitive Facilities		X	
Medical and Training Facilities and Services			X
Publicity			X
Support Services			X
Athletic Scholarships			NA
Tutoring			NA
Housing and Dining Facilities and Services			NA
Recruitment of Student Athletes			NA

Principal's Signature: *Brian B. Smith*

Date: 4/14/03

2002-2003 INTERSCHOLASTIC ATHLETICS SURVEY

Summary of Student Responses

School Name: Graves County
School Enrollment: 1220
Date: 03/28/03
Completed By: Don Jones

Instructions:

1. Summarize the Student Athletics Interest Surveys Form T-61 by listing the total number of responses on the line next to each sport.
2. Under the Other Category please provide a listing of the sports as well as the number of students who are interested in participating.
3. Please sign and date the Summary Form (T-63) and mail the Summary Form only to the KHSAA by April 15, 2003. Do not mail the student surveys (Form T-61). However, these Forms should be maintained in your files in the event they are requested subsequently.

1156 Number of Surveys
1058 Total Returned *92%*
9-12 Grades Surveyed

How Was The Survey Administered? Homerooms
(e.g. was it given in all English classes, or all home rooms, or advisee/advisor?)

Fall Sports (List Total Number of Participation Responses)

 Cross Country (Girls)
 Cross Country (Boys)
 6 Field Hockey (Girls)
 Football (Boys)
 Golf (Girls)
 Golf (Boys)
 Soccer (Girls)
 Soccer (Boys)
 Volleyball (Girls)
 6 Volleyball (Boys)

Winter Sport (List Total Number of Participation Responses)

 Basketball (Girls)
 Basketball (Boys)
 5 Gymnastics (Girls)
 Indoor Track (Girls)
 Indoor Track (Boys)
 5 Swimming & Diving (Girls)
 3 Swimming & Diving (Boys)
 20 Wrestling (Boys)

Spring Sport (List Total Number of Participation Responses)

- _____ Baseball (Boys)
- _____ Fast Pitch Softball (Girls)
- 8 Slow Pitch Softball (Girls)
- _____ Tennis (Girls)
- _____ Tennis (Boys)
- _____ Track (Girls)
- _____ Track (Boys)

Other Sports (From Student Survey T-61 Question 10)

Name of Sport	Number of Students Interested In Participating
Boxing	6
Water Polo	5
Ping Pong	3

Number of Students who participate in Intramural Sports.
(From Student Survey T-61 Question 5)

<u>Sport</u>	<u>Number</u>

School does not have an
Intramural sports program

List Intramural Sports students are interested in adding:
(From Student Survey T-61 Question 6)

<u>Sport</u>	<u>Number</u>

Participation in Non-School Sports Activities
(From Student Survey T-61 Question 7)

<u>Sport</u>	<u>Number</u>
Softball	12
Baseball	8
Basketball	5
Paintball	4
Karate	3

Reasons for not participating in interscholastic athletics.
(From Survey Question 8)

<u>Response</u>	<u>Number</u>
<u>5</u> I prefer other activities such as band, chorus, etc.	
<u>15</u> I don't have time	
<u>9</u> The practice schedules and game times are inconvenient	
<u>9</u> The sport I like isn't offered	
<u>4</u> It's too expensive	
<u>0</u> I prefer to participate in club or intramural sports	
<u>21</u> Working	
<u>5</u> Other	

Student Suggestions to encourage participation

- Give extra credit

- Less practice time

- Less homework

- Fewer rules

- Different coaches

[Handwritten Signature] 4/14/03
Principal's Signature **Date**

School Name: Graves County
 School Year: 2002-03
 Principal's Signature: _____
 Date: 04/14/03

**2002-2003
 TITLE IX
 CORRECTIVE ACTION PLAN**



To complete this form, indicate the intended area which needs corrective action, the suggested change and time table for implementation. You may copy this form as needed. Please attach corrective action plans along with audit forms and submit by April 15, 2003.

ITEM FOR CORRECTION	SUGGESTED CHANGE	TIME TABLE FOR CORRECTIVE ACTION
2(A). Calculation in Substantial Proportionality	Correct calculations	Corrected 10/23/03
2(B). Calculation in History and Continuing Practice of Program Expansion	Correct calculations	Corrected 10/23/03
4. Girl's basketball games in prime time	Schedule more of girls games in prime times	Begin with 2003-04 Season Schedule
4. Use of fax machine by coaches. Issue was raised by girls cross country coach who could not access fax machine on weekends	Only fax machine located in school office. Office not accessible to coaches on weekends.	NA
4. Difference in expenditures between baseball and softball.	Reduce differences in expenditures by making improvements to softball facility	2002-03 school year. Improvements include infield dirt, protective covering on fence, new foul poles, and wind screen on outfield fence.
		Concession area with press box and lights on the fire are to be completed within 3-5 years. Board current spending \$40000 plus to improve tennis facility.

■ An explanation (status report) is needed for all areas identified previously as items for correction as well as all areas currently identified as items for correction. This form shall be typed.

Principal's Signature: *Sharon K. Bushnell*

Date: 4/14/03

Graves County High School

2002-2003

Title IX

Addition to Corrective Action Plan

Addressing the differences between the softball and baseball facilities:

Improvements to the softball facility is being made in stages due to Board's financial commitment to other facilities.

1. Board is currently spending \$40000 plus for improvements to tennis facility to be used by both boys and girls tennis teams as well as PE classes.
2. District is currently constructing three new elementary schools at a cost of approx \$15000000.
3. Improvements this year: installation of infield drainage tile, protective cap on top of fence, new foul poles, and installation of outfield wind screen.
4. Planned improvements include: renovation of dugouts, construction of permanent concession stand (with pressbox above - including public address system), and installation of lights on the field. Plan is to complete all improvements listed within a 3-5 year period.

*I spoke with AD on Nov. 3
Ed has approved lighting for
field that will be installed
before 2004 season.*

10 - Home
3 - Prime Time
30%

GRAVES COUNTY HIGH SCHOOL

Girls Basketball Schedule

2003-2004

<u>Date</u>	<u>Opponent</u>	<u>Location</u>	<u>Time</u>	<u>Teams</u>
Dec 1	Massac County	HOME <i>Mon</i>	4:30	9G-JvG-VG
Dec 4	Fulton County	Away	6:00	JvG/VG
Dec 8	Ballard Memorial	Away	4:30	JvG-VG-VB
Dec 13	"First Kentucky Classic" @ Mulenberg Graves County vs Mulenberg South	North	6:00	VG
Dec 16	Mayfield	HOME <i>Tues</i>	4:30	JvB/VB/VG
Dec 18	Hopkins Central	Away	6:00	JvG/VG
Dec 20	"GCHS Interga Bank/West Ky Rural Telephone Shootout" Graves County vs Tilghman	TBA	TBA	VG
Dec 27-30	L.I.S. @ Allen County-Scottsville	TBA	TBA	VG
Jan 5	St Mary	Away	4:30	JvB-VB-VG
Jan 8	Marshall County	Away	4:30	9G-JvG-VG
Jan 12	Calloway County	Away	5:00	9G/JvG/VG
Jan 17	Mayfield	Away	4:30	JvG-VG-VB
Jan 20	St Mary	HOME <i>Wed</i>	4:30	JvG/VG/VB
Jan 22	Carlisle County	HOME <i>Thur</i>	6:00	JvG-VG
Jan 26	Caldwell County	Away	4:30	9G-JvG-VG
Jan 30	Lone Oak	HOME <i>Fri</i>	4:30	JvB-VB-VG
Feb 2	Hickman County	HOME <i>Mon</i>	6:00	JvG-VG
Feb 6	Ballard Memorial	HOME <i>Tue</i>	4:30	JvB-VB-VG
Feb 9	Marshall County	HOME <i>Wed</i>	4:30	JvG-VG-VB
Feb 17	Murray	Away	4:30	9G/JvG/VG
Feb 20	Heath	HOME <i>Fri</i>	6:00	JvG-VG
Feb 23	Calloway County	HOME <i>Mon</i>	4:30/7:30	JvG-VG
Feb 26	Lone Oak	Away	4:30	JvG-VG-VB
Mar 3-7	District Tournament	Graves Co	TBA	VG-VB
Mar 10-18	Regional Tournament	MSU	TBA	VG
Mar 26-29	State Tournament	WKU	TBA	VG

12 Home
6 - P.M. Times
50%

GRAVES COUNTY HIGH SCHOOL

Boys Basketball Schedule

2003-2004

<u>Date</u>	<u>Opponent</u>	<u>Place</u>	<u>Time</u>	<u>Teams</u>
Dec 02	Fulton City	HOME	6:00 <i>Tues</i>	JvB-VB
Dec 07	"Marshall County Hoopfest" Graves County vs Danville, IL		2:30	VB
Dec 08	Ballard Memorial	Away	4:30	JvG-VG-VB
Dec 12	Paducah Tilghman	Away	4:30	9B-JvB-VB
Dec 16	Mayfield	HOME	4:30 <i>Tues</i>	JvB-VB-VG
Dec 19	Bowling Green	Home	7:45 <i>FRI</i>	VB
Dec 20	"GCHS Integra Bank-West Ky Rural Telephone Shootout" Graves County vs Louisville Moore		TBA	VB
Dec 26-30	"Lexington Catholic Fifth Third Classic"	TBA		VB
Jan 05	St Mary	Away	4:30	JvB-VB-VG
Jan 09	Century, IL	HOME	6:00 <i>FRI</i>	JvB-VB
Jan 14	Paducah Tilghman	HOME	4:30 <i>Wed</i>	9B-JvB-VB
Jan 16	Mayfield	Away	4:30	JvG-VG-VB
Jan 20	St Mary	HOME	4:30 <i>Tues</i>	JvG-VG-VB
Jan 23	Carlisle County	HOME	4:30 <i>FRI</i>	9B-JvB-VB
Jan 27	Marshall County	Away	4:30	9B-JvB-VB
Jan 30	Lone Oak	HOME	4:30 <i>FRI</i>	JvB-VB-VG
Feb 06	Ballard Memorial	HOME	4:30 <i>FRI</i>	JvB-VB-VG
Feb 09	Marshall County	HOME	4:30 <i>Wed</i>	JvG-VG-VB
Feb 10	Hickman County	Away	4:30	9B-JvB-VB
Feb 13	Calloway County	Away	4:30	9B-JvB-VB
Feb 21	Christian County	HOME	4:30 <i>SAT.</i>	9B-JvB-VB
Feb 23	Fulton County	HOME	6:00 <i>Mon</i>	VB
Feb 26	Lone Oak	Away	4:30	JvG-VG-VB
Mar 1-5	District Tournament	Graves Co	TBA	VG-VB
Mar 8-13	Regional Tournament	MSU	TBA	VB
Mar 17-20	State Tournament	Rupp Arena	TBA	VB

1999-2000

BUDGETS - PROGRAM COMPARISON CHART I

15,000

Teams	equipment and supplies		travel		awards		coaches' salaries		facilities improvements		publications (if sport-specific)	
	B*	E	B	E	B	E	B	E	B	E	B	E
G basketball	27700	31,053	2140	2912	0	3690	23,389	23,389	0			
B basketball	41,000	46,000	2140	5785	0	225	23,389	23,389	0			
G softball	4745	4340	844	844	0	85	2937	2937	0			
B baseball	10,043	10,043	1718	2333	0	0	4326	4326	19,000	10,000		
G cross country	2010	2008	930	930	0	0	890	890	0			
B cross country	2010	2008	930	930	0	0	890	890	0			
G golf	550	530	110	107	0	0	890	890	0			
B golf	550	530	110	107	0	0	890	890	0			
G soccer	3970	5135	710	709	0	80	4285	4285	1500	1500		
B soccer	3210	4026	2415	2415	0	0	4285	4285	1500	1500		
G swimming	0	0	0	0	0	0	0	0	0			
B swimming	0	0	0	0	0	0	0	0	0			

Signature: *Shirley B. Baskin*

Date: 7/3/2000

BUDGETS - PROGRAM COMPARISON CHART 2

Teams	equipment and supplies		travel		awards		coaches' salaries		facilities improvements		publications (if sport-specific)	
	B	E	B	E	B	E	B	E	B	E	B	E
G track	2662	2921	686	686	0	1750	140880	0	0	0		
B track	2662	2921	686	686	0	1750	140880	0	0	0		
G tennis	550	207	210	210	0	0	890	890	0	0		
B tennis	550	615	210	210	0	77	830	890	0	0		
G volleyball												
B wrestling												
G (list sport)												
B (football)	49339	60232	4065	5954	0	0	40,720	40,720	0	0		
G (list sport)												
B (list sport)												

* "B" is for budgets and "E" is for expenditures

Signature: Shirley S. Gaudin Date: 7/3/2000